



## Modularity

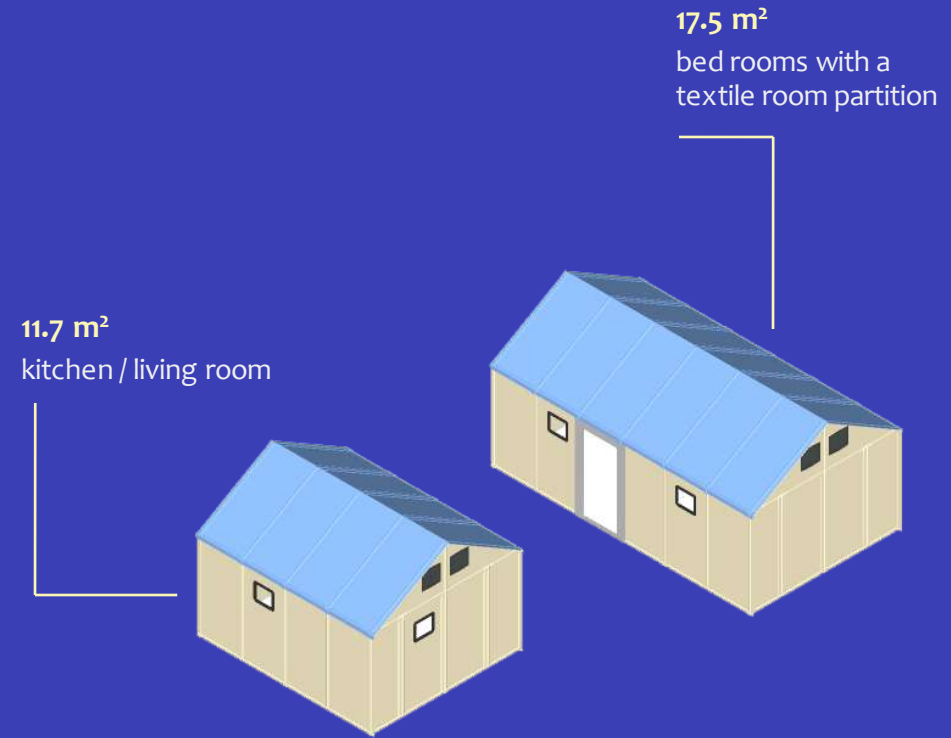
- Modular options according to family size
- Contact



# Modular options according to family size



**1 RHU - 17.5 m<sup>2</sup>**  
Households with 1 to 4 members

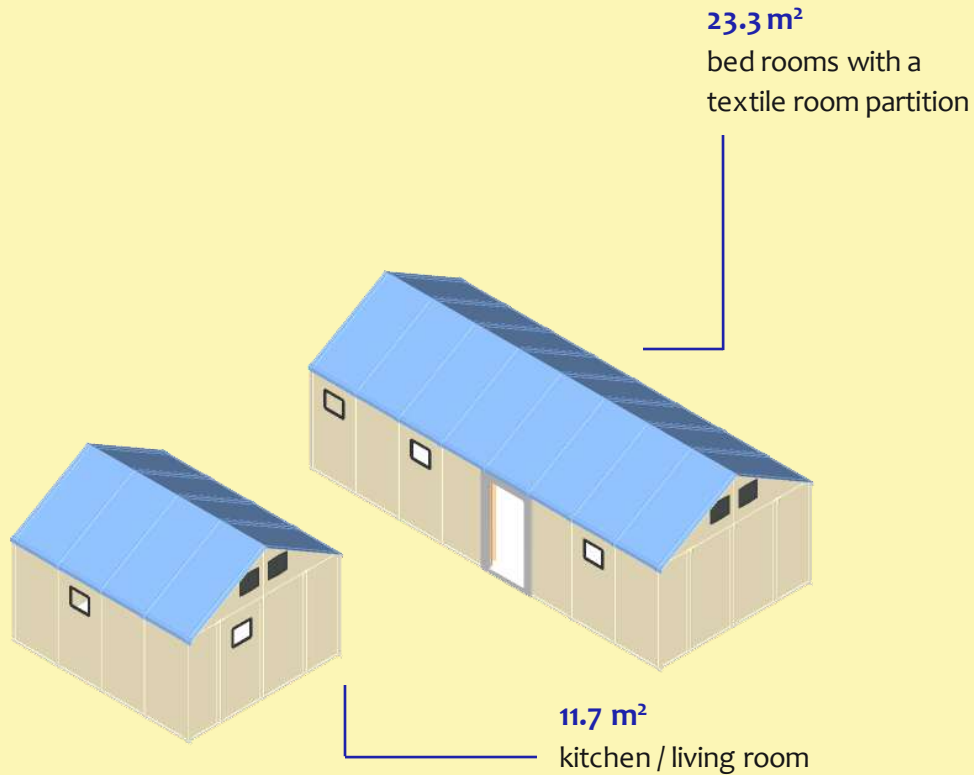


**1.66 RHU - 29.2 m<sup>2</sup>**  
5-member households

## Sphere Project

Minimum 3.5 m<sup>2</sup> of living space per person, excluding cooking space, bathing area and sanitation facility.

4.5 - 5.5 m<sup>2</sup> of living space per person in cold climates or urban settings where internal cooking space and bathing and/or sanitation facilities are included.



**2 RHU - 35 m<sup>2</sup>**  
6-member households  
option A

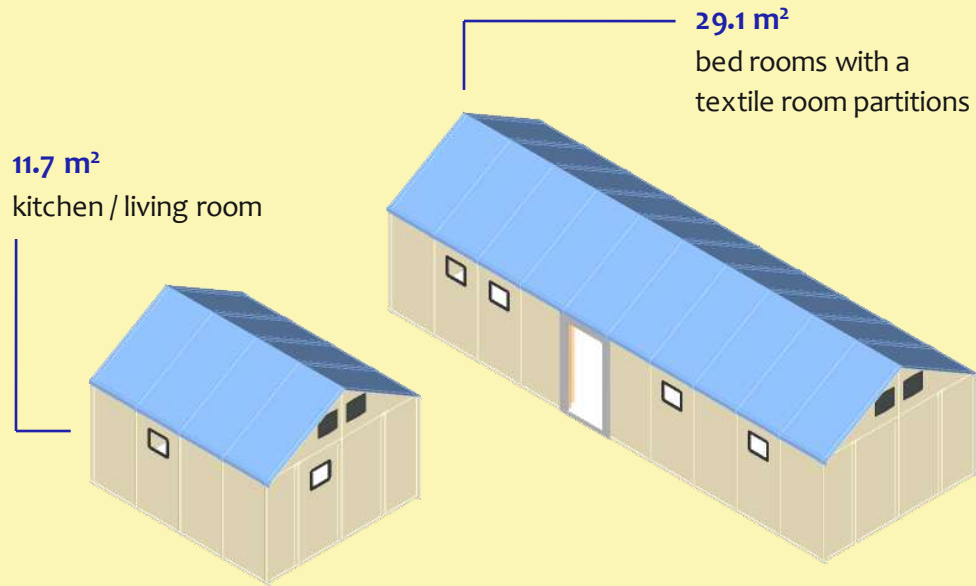
### Sphere Project

Minimum 3.5 m<sup>2</sup> of living space per person, excluding cooking space, bathing area and sanitation facility.

4.5 - 5.5 m<sup>2</sup> of living space per person in cold climates or urban settings where internal cooking space and bathing and/or sanitation facilities are included.



**2 RHU - 35 m<sup>2</sup>**  
6-member households  
option B

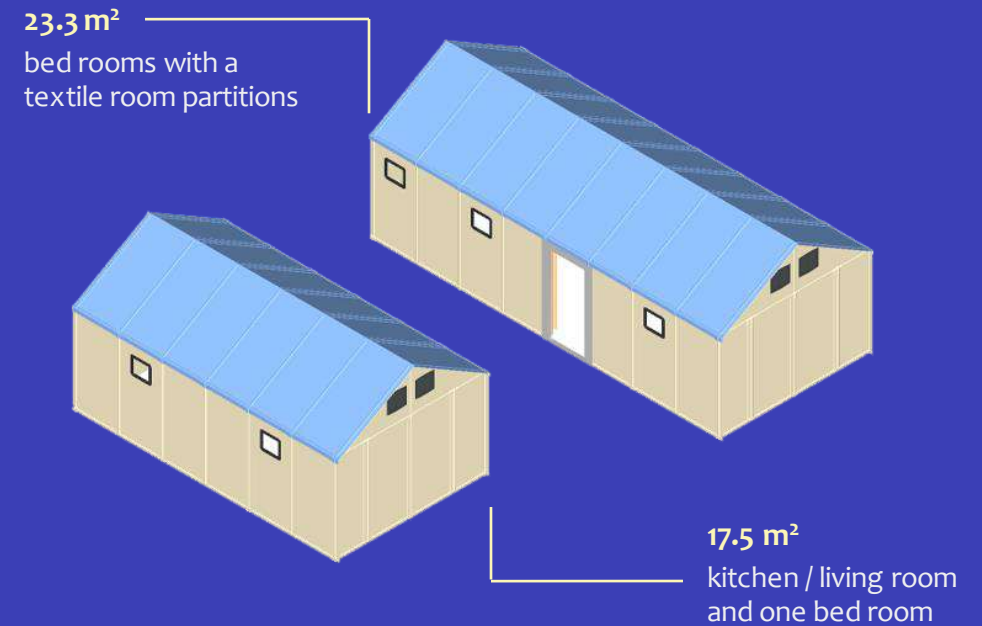


**2.33 RHU - 40.8 m<sup>2</sup>**  
households with 7 or 8 members  
option A

### Sphere Project

Minimum 3.5 m<sup>2</sup> of living space per person, excluding cooking space, bathing area and sanitation facility.

4.5 - 5.5 m<sup>2</sup> of living space per person in cold climates or urban settings where internal cooking space and bathing and/or sanitation facilities are included.



**2.33 RHU - 40.8 m<sup>2</sup>**  
Households with 7 or 8 members  
option B



## Example settlement

2-member household: 1.00 RHUs x1 = 1 RHU  
 3-member household: 1.00 RHUs x2 = 2 RHUs  
 4-member household: 1.00 RHUs x7 = 7 RHUs  
 5-member household: 1.66 RHUs x5 = 8.33 RHUs  
 6-member household: 2.00 RHUs x4 = 8 RHUs  
 7-member household: 2.33 RHUs x3 = 7 RHUs  
 8-member household: 2.33 RHUs x3 = 7 RHUs  
 9-member household: 2.66 RHUs x1 = 2.66 RHUs

Total 43 RHUs

### Sphere Project

Minimum 3.5 m<sup>2</sup> of living space per person, excluding cooking space, bathing area and sanitation facility.

4.5 - 5.5 m<sup>2</sup> of living space per person in cold climates or urban settings where internal cooking space and bathing and/or sanitation facilities are included.



## Contact us

**We encourage you to contact us to ensure a right implementation!**

The purpose of this document is to show implementing partners the options for using structures or RHUs.

If you find any inconsistency in the content of this document or have any suggestions, we would love to hear from you.

**We facilitate a phone number to make technical communication as quick and easy as possible.**



**Miguel Acebron  
Garcia de Eulate**  
Technical Support Manager



[miguel.eulate@bettershelter.org](mailto:miguel.eulate@bettershelter.org)



+46 702 99 18 24